



ENDURANCE RE
FINANCIAL REPORT
3RD QUARTER 2016

ENDURANCE RE GLOBAL LINES

Operating in key markets worldwide through an extensive distribution network that includes our Lloyd's syndicate, Endurance at Lloyd's, we offer significant capacity in the following products:

Casualty Reinsurance of general liability, auto/motor liability, umbrella liability and workers' compensation insurance.

Catastrophe Reinsurance for catastrophic perils on a treaty basis for events such as hurricanes, typhoons, earthquakes, floods, tornadoes, hail, fire, terrorism and certain personal accident and workers' compensation coverages.

We also offer fully collateralized catastrophe reinsurance through our wholly owned subsidiary, Blue Water Re.

Professional Lines Directors' and officers' liability and related products, medical malpractice liability, and many classes of errors and omissions reinsurance.

Property

- Proportional and excess of loss reinsurance of personal lines and commercial/industrial exposures
- Engineering coverages for single project and operational risks
- Property, liability and multi-line treaties for regional U.S. businesses

Specialty

- Agriculture
- Aviation & Space
- Marine & Energy
- Personal Accident
- Structured Reinsurance
- Trade Credit, Surety & Political Risk
- Weather Risk

FINANCIAL HIGHLIGHTS

(in millions of U.S. dollars, except percentages)

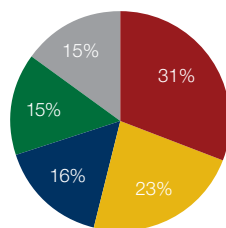
	QUARTER ENDED SEPT 30, 2016 (UNAUDITED)	9 MO. ENDED SEPT 30, 2016 (UNAUDITED)	YEAR ENDED DEC 31, 2015 (AUDITED)	YEAR ENDED DEC 31, 2014 (AUDITED)
ENDURANCE SPECIALTY HOLDINGS LTD.				
Gross premiums written	\$760.7	\$3,509.3	\$3,320.9	\$2,894.1
Net premiums written	349.0	2,005.6	1,950.5	1,934.2
Net income before preferred dividends	133.7	333.2	344.1	348.5
Loss ratio	54.3%	53.9%	46.4%	52.1%
Combined ratio	87.3%	86.1%	82.9%	86.0%
Total assets	\$14,830.4	\$14,830.4	\$13,241.5	\$9,640.7
Total shareholders' equity*	4,966.2	4,966.2	4,856.3	3,185.2
Debt to total capitalization	12.4%	12.4%	12.9%	14.1%
Annualized ROAE, Operating Income	8.8%	7.1%	9.7%	11.5%
Annualized ROAE, Operating Income, excluding transaction related costs**	NA	NA	12.0%	12.3%
ENDURANCE RE				
Gross premiums written	\$192.4	\$1,512.2	\$1,235.0	\$1,177.9
Net premiums written	146.3	1,192.3	1,070.1	1,073.8
Underwriting income	101.6	244.9	346.6	295.6
Loss ratio	38.1%	44.4%	36.0%	36.4%
Combined ratio	69.7%	75.7%	69.6%	70.7%

* Total shareholders' equity excludes non-controlling interests.

** Costs incurred related to the acquisition of Montpelier Re Holdings Ltd. in 2015 and the proposed acquisition of Aspen Insurance Holdings Limited in 2014.

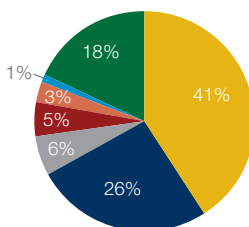
Twelve Months Ended September 30, 2016

Reinsurance Gross Premiums Written = \$1,595.6 Million



Reinsurance Gross Premiums Written by Business Lines

- Catastrophe
- Specialty
- Professional Lines
- Property
- Casualty



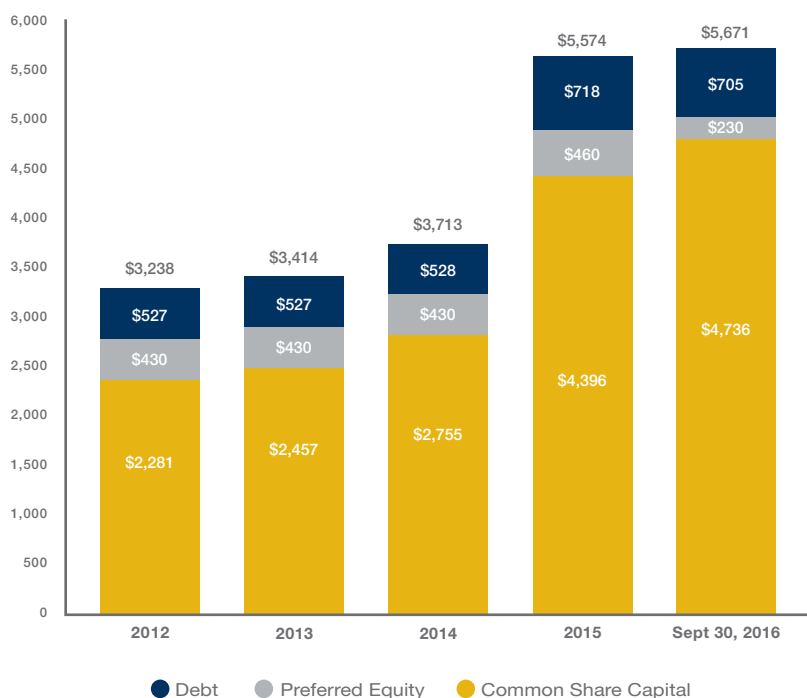
Reinsurance Gross Premiums Written by Geography

- United States
- Europe
- Asia ex Japan
- Japan
- Worldwide
- Australia/New Zealand
- Other

EXCELLENT FINANCIAL STRENGTH AND LIQUIDITY

(September 30, 2016)

Strong and Flexible Capital Structure (in millions of U.S. dollars)



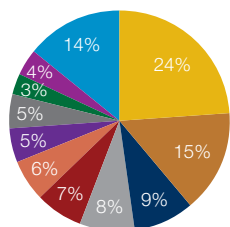
Increase in capital is a result of the acquisition of Montpelier Re Holdings Ltd. on July 31, 2015. Total capital above excludes non-controlling interests.

Investment Portfolio as of September 30, 2016

Fair Value = \$8.7 Billion*

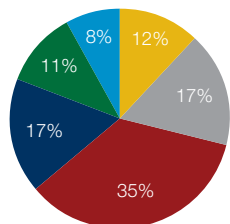
Type of Investment

- Corporate Securities
- U.S. Government Agency Residential Mortgage-Backed Securities
- Other Investments
- U.S. Government & Agencies Notes
- Non-Agency Commercial Mortgage-Backed Securities
- Equity Securities
- Asset-Backed Securities
- Collateralized Debt & Loan Obligations
- Short-Term Investments
- Other Fixed Income Securities**
- Cash & Equivalents



Investment Portfolio Ratings***

- U.S. Government & Agencies
- AAA/Aaa
- AA/Aa
- A/A
- BBB
- BBB and Below/Not Rated



* Investment totals net of investments pending settlement
 ** Includes multiple types of securities with a 3% or less share
 *** Excludes cash and cash equivalents, equity securities and other investments

About Endurance

Endurance Specialty Holdings Ltd., a New York Stock Exchange listed insurance and reinsurance company, is domiciled in Bermuda and operates through subsidiaries on a global basis.

Endurance Group Financial Ratings

A.M. Best — A (Excellent)
 XV Financial Strength
 Stable Outlook

Standard & Poor's — A (Strong)
 Stable Outlook

Moody's — A2
 Stable Outlook

NYSE: ENH

Excluding non-controlling interests, Endurance's total capital was \$5.67 billion as of September 30, 2016 and includes \$4.97 billion of shareholders' equity available to the Company.

Endurance maintains significant levels of liquidity with approximately 42% of investments in cash, short-term investments, U.S. Government, and U.S. Government backed securities at September 30, 2016.

Endurance's investment portfolio is comprised of high quality assets with an average rating of AA- for our fixed income investments at September 30, 2016. Our priority is capital preservation while achieving attractive risk adjusted returns.

Endurance's investment portfolio has been managed to an average duration of 2.66 years at September 30, 2016 to minimize interest rate risk. We carefully manage our asset-liability exposure and ensure that more than sufficient liquidity is available.

ENDURANCE RE LEADERSHIP

Stephen Young
CEO, Global Reinsurance
Endurance Specialty Holdings Ltd.
syoung@endurance.bm

UNDERWRITING

Stefan Beine
EVP & Head of Europe
Non-Specialty Reinsurance
sbeine@endurance.bm

Rene Lamer
Chief Executive,
Singapore Branch
rlamer@endurance.bm

OPERATIONS

Andrew Bubniak
SVP, Portfolio Management
abubniak@endurance.bm

Nicholas Leccese, FCAS
Chief Pricing Actuary
nleccese@endurancere.com

David Bigley
EVP, CUO & Head of Global
Catastrophe Reinsurance
dbigley@endurance.bm

Adrian Poxon
EVP & Head of Global Specialty
Reinsurance
apoxon@endurance.bm

Suzanne Corona, PhD
Head of Reinsurance Analytics
scorona@endurance.bm

John O'Connor, JD
Global Head of Reinsurance
Claims
joconnor@endurancere.com

Christopher Donelan, CPCU, ARe
President & CUO,
Endurance Re U.S. & Head of
Global Casualty Reinsurance
cdonelan@endurancere.com

Christoph Virchow
EVP & Head of Global Specialty
Reinsurance
cvirchow@endurance.bm

Scott Edwards
Chief Operating Officer
sedwards@endurancere.com

ENDURANCE RE LOCATIONS

Bermuda
Waterloo House
100 Pitts Bay Road
Pembroke HM 08
Bermuda
Tel No. +1.441.278.0400

Singapore
12 Marina Boulevard, #38-03
Marina Bay Financial Centre
Tower 3
Singapore 018982
Tel No. +65.6521.6860

London
2 Minster Court
Mincing Lane
London, EC3R 7BB
United Kingdom
Tel No. +44.207.337.2800

Zurich
Pelikanplatz 15
CH-8001 Zurich
Switzerland
Tel No. +41.44.213.2500

New York
750 Third Avenue
Floors 18 & 19
New York, NY 10017
United States
Tel No. +1.212.471.2800